

SCREWS OF OPERATOR PANEL, ALARM GROUND (ALARM),
 AND WIRE OF AC POWER SHOULD ALL BE CONNECTED
 AND SCREW TO FORM A COMMON GROUND
 RING CONNECTIONS

CTL BOX POWER INPUT	120V AC
(J3)	+
HOT	-
NEUTRAL	-
GND SCREW	GND WIRE

HL CABLE
 TERMINATOR

PRESSURE SWITCH
 (W/COVER REMOVED)

CTL BOX PR. SWITCH	
(J4)	+
HOT	-
NEUTRAL	-
COM	-
NC	-
NOT USED	-
GND SCREW	GND

3-WIRE MC-HL CABLE
 WITH 3/4" NPT TERMINATOR

CTL BOX	OP. PANEL	OP. PANEL	OP. PANEL
(J2)	LED (RED)	LED (GREEN)	PUSHBUTTON
COM			COM
NO			NO
GREEN LED	BLACK WIRE	BLACK WIRE	NC
RED LED	RED WIRE	RED WIRE	
+12V			
GND SCREW			GND SCREW

CONTROL BOX (MAIN)

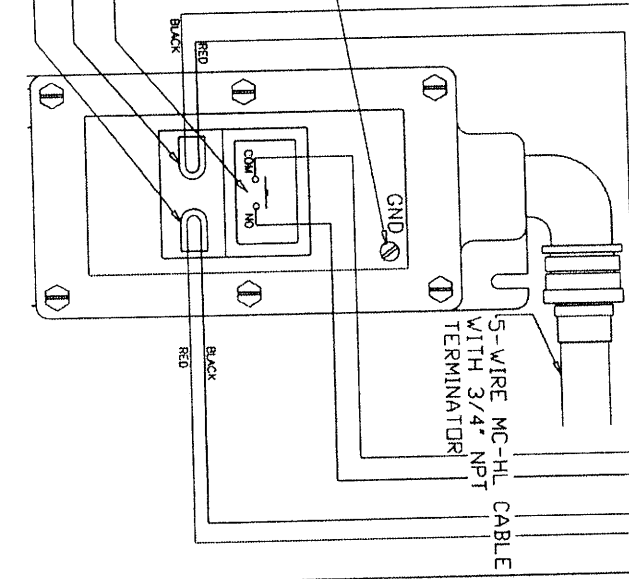
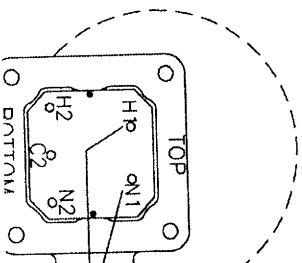
AC POWER INPUT
 (CONNECTING TERMINALS
 AT FAR SIDE)

PLUGGED HOLE
 (REMOTE OPTIONAL
 CONN. WHEN REQ'D)

5-WIRE MC-HL CABLE
 WITH 3/4" NPT
 TERMINATOR

COMMON
 GROUND

SWITCH
 (PUSHBUTTON)
 LED (RED)
 LED (GREEN)



ALARM GROUND (ALARM),
 ALL BE CONNECTED
 ION GROUND

CTL BOX POWER INPUT	
(J3)	120V AC
HOT	+
NEUTRAL	-
GND SCREW	GND WIRE

PRESSURE SWITCH
 (W/COVER REMOVED)

CTL BOX PR. SWITCH	
(J4)	
HOT	+
NEUTRAL	-
COM	COM
NC	NC
NOT USED	NO
GND SCREW	GND SCREW

CONTROL BOX (MAIN)

CTL BOX (J2)	OP. PANEL LED (RED)	OP. PANEL LED (GREEN)	OP. PANEL PUSHBUTTON	OP. PANEL GND SCREW
COM			COM	
NO			NO	
NC			NC	
GREEN LED	BLACK WIRE	BLACK WIRE		
RED LED	RED WIRE	RED WIRE		
+12V				
GND SCREW				GND SCREW

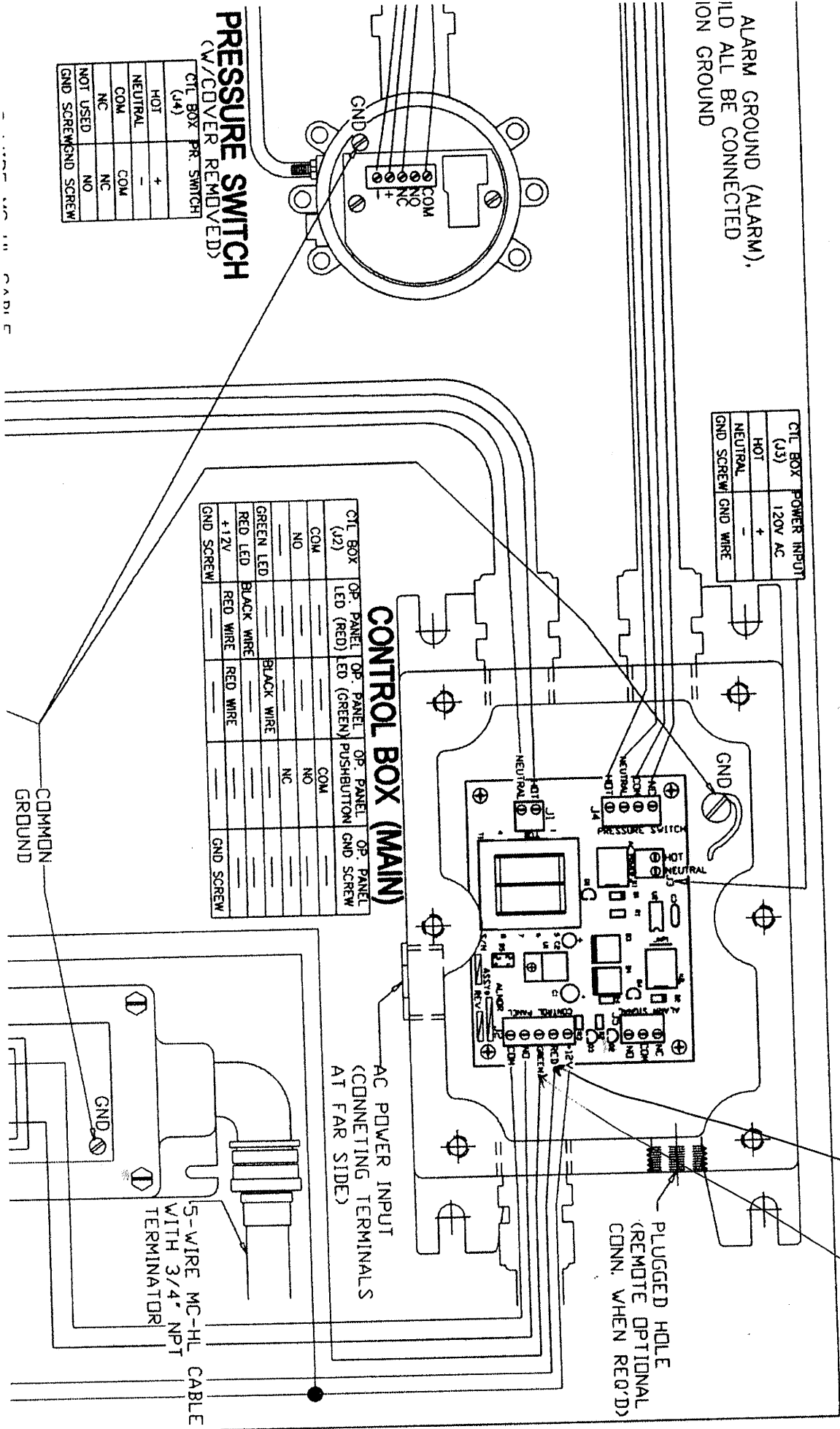
AC POWER INPUT
 (CONNECTING TERMINALS
 AT FAR SIDE)

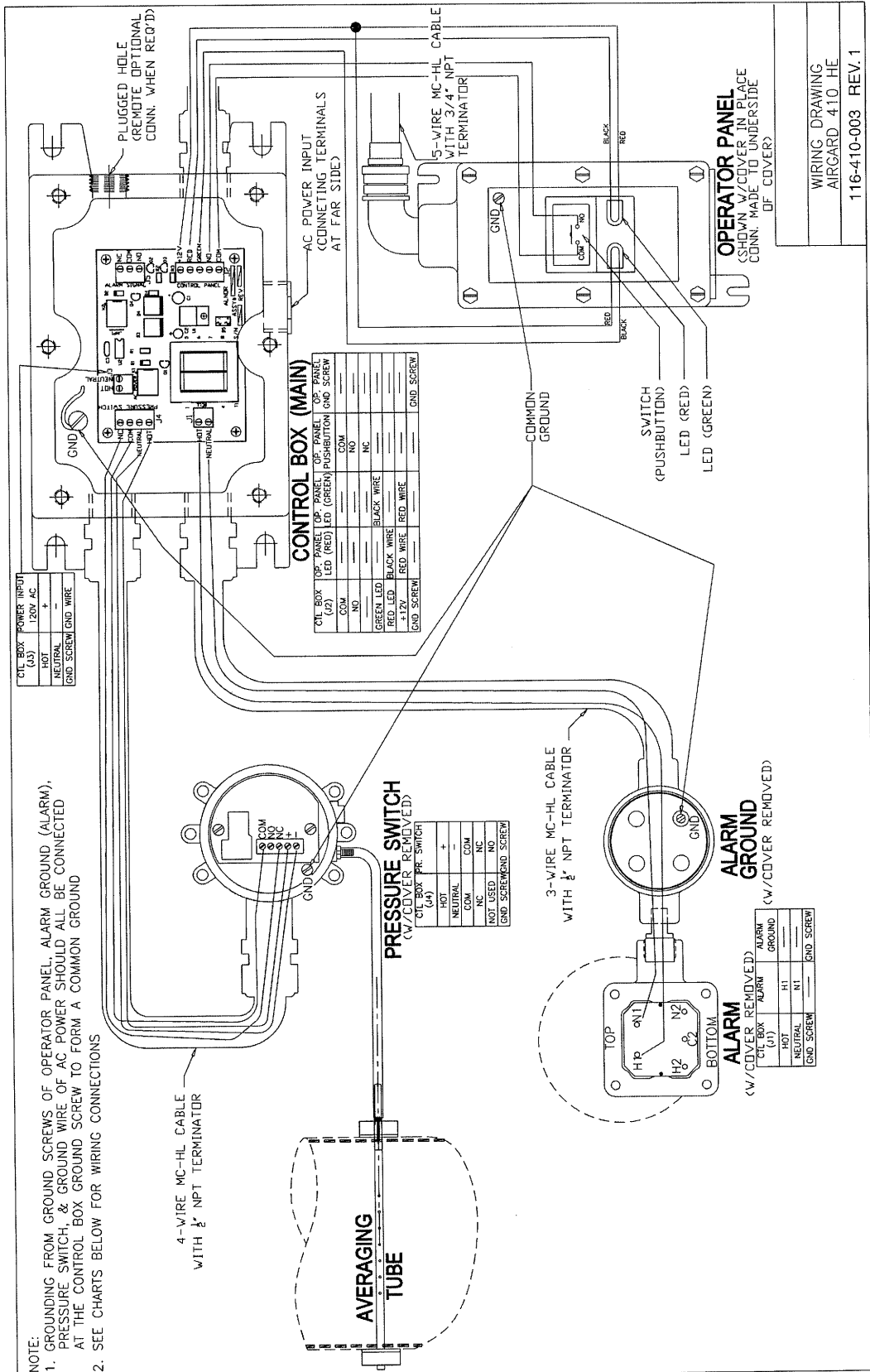
PLUGGED HOLE
 (REMOTE OPTIONAL
 CONN. WHEN REQ'D)

5-WIRE MC-HL. CABLE
 WITH 3/4" NPT
 TERMINATOR

COMMON
 GROUND

Red
Green





WIRING DRAWING
AIRGARD 410 HE
116-410-003 REV. 1